


FTGP, CCE, SS,
EL, MA, SC, MTL,
PE, ART, MU



Home-Based Learning (HBL)

Wednesday, 25 March 2020

TOP STORIES

Coronavirus: 47 new cases in Singapore, including 39 imported

This was the same figure as the number of cases reported on March 18, the highest number since the start of the outbreak.



Coronavirus: Schools, kindergartens to reopen on Monday; students, staff who return from overseas from March 14 have to isolate for 14 days



Introduction What? Why?

- HBL is planned so that we can continue learning from home when we are unable to attend school because of LOA / SHN or school closure.
- HBL will include offline assignments such as reading textbooks, storybooks or magazines, Workbook exercises, Grammar Worksheets and online assignments such as e-Learning on SLS, ezhishi, Scholastic or other websites.
- With the recent COVID-19 developments, we must be prepared for HBL.

Roles and Responsibilities

Preparation for HBL

- Let's be responsible. Write down your **username and password** for all your online accounts on the student handbook so that you can refer to it.
- The main online platforms that will be used are:

1) Student Learning Space (SLS)

- The school had reset your SLS password.
- Your Form Teacher will check that you staple the slip of paper containing the SLS username and new password on your student handbook Pg 26.
- Your username is the first 5 letters of your full name and last 4 digits of your birth certification, and the letter, **e.g. LIMZH2345X** (ALL CAPITAL LETTERS)
- **Do not** change the password. Use this password in class and at home from now on.

Roles and Responsibilities

2) Scholastic (P1 – P5 students only)

Your EL teacher will check that you have written down your username and password in the student handbook on Pg 26.

3) Ezhishi

Your CL teacher will check that you have written down your username and password in the student handbook on Pg 26.

Roles and Responsibilities

During HBL

- All HBL information such as HBL Timetable, Daily Lesson Plan and Answer Keys will be uploaded on the **school website** under **Parents Tab > Home Based Learning**.
- During HBL days, check the school website daily for

(1) HBL Timetable

(2) HBL Daily Lesson Plan

(3) HBL Answer Keys to
Offline Assignments

The screenshot shows the website for North View Primary School. The navigation menu includes 'Programmes', 'School Info', 'Partnership', 'Calendar', 'Parents', 'Achievements', and 'Contacts'. The 'Parents' tab is highlighted with a red circle and labeled 'Step 1'. Below the navigation, the 'PARENTS' section is visible, with a yellow 'PARENTS' button. The main heading is 'Home-Based Learning (HBL)'. Below this, there is a breadcrumb trail: 'HOME > PARENTS > HOME-BASED LEARNING (HBL)'. The main content area features a 'Curriculum Continuity Plan' section with bullet points. A red circle highlights the 'Home-Based Learning (HBL)' link in the right-hand sidebar menu, labeled 'Step 2'. Other links in the sidebar include 'School Rules & Regulations', 'Parental Talk', 'School Bag', 'Cyber Wellness', 'Workplace Safety and Health Council', 'Letter to Parents', 'Student Snack Break', 'Travel Declaration Guide', 'Subject Based Banding (SBB)', 'Parents Gateway', 'Primary School Transfer Service', 'REGULATIONS', 'ASSESSMENT MATTERS', 'CYBER WELLNESS', 'WORKPLACE SAFETY AND HEALTH COUNCIL', and 'LETTER TO PARENTS'.

- * Let's be responsible for our own learning. Check the answer keys only after you have completed the offline assignments.
- * Please note that this site will be visible only when HBL is activated in the event of school closure

(1) HBL Timetable

Each day, there are about (2h) online and (2h) offline assignments to be completed.

Every day, check the HBL timetable to find out the subjects assigned for the day such as CCE, FTGP, PE, Art, Mu, EL, Ma, Sc, MTL.

Take 5-min break after every 1 hour of learning.

HBL TIMETABLE (PRIMARY 3)

(To be published on school's website)

Subject/ Day	FTGP	CCE	English	Math	Science	Mother Tongue Language	PE/Art/ Music	Estimated Total Hours
Mon			30 min Online	30 min Online	30 min Online	30 min Online CL- ML- TL -		4h
		30 min Offline eg Read SS textbook	30 min Offline eg Language Use Practice	30 min Offline eg Factual Fluency (FL package)		30 min Offline eg Read a book		
Tue	30 min Online/ Offline		30 min Online	30 min Online		30 min Online CL- ML- TL -		4h
			30 min Offline eg Language Use Practice	30 min Factual Fluency (FL package)	30 min Offline eg Process Skill Task	30 min Offline eg Read a book		
Wed				30 min Online	30 min SLS e.g. Read feedback on the week's learning posted by Tr	30 min Online CL- ML- TL -	30 min PE- Online	4h
	30 min Offline (FT will call students to touch base)		60 min Offline eg Write a composition			30 min Offline eg Written work		
Thu			30 min Online			30 min SLS Read feedback on the week's learning posted by Tr.	30 min Art- Online	4h
			30 min Read a book.	60 min Spaced Practice (SP package)	30 min Written work	30 min Written work		
Fri		30 min CCE-SLS	30 min SLS Read feedback on the week's learning posted by Tr.	30 min SLS Read feedback on the week's learning posted by Tr.			30 min Mu- Online	4h
			30 min Offline eg Read a book.	30 min Problem solving (PS Package)		60 min Offline eg Write a composition		
Estimated Total Hours	1h	1h	5h	4.5h	2h	5h	Art- 0.5h PE- 0.5h	20h

sample

(2) HBL Daily Lesson Plan








- Which subjects am I learning today?
- What are the online assignments?
- What are the offline assignments?
- How much time do I need to complete the assignments?

Daily Lesson Plan Primary 3

Scheduled Time to complete online assignments: 10am – 12 noon



Please adhere strictly. Each level has a specific scheduled time to do the online assignments. You must complete the online assignments within the scheduled time. The online assignments will be 'open' during the scheduled time only.

Monday, xx March 2020			
Subject	Mode	Topic	Assignment & Estimated Hours
English		Grammar / <u>PastTense</u>	SLS Grammar / Past Tense Rule 30 min
		Grammar / Present Tense	Grammar Exercise Worksheet 1 30 min
Math		Numbers to 100	SLS Problem Solving 30 min
		Numbers to 100	Complete Factual Fluency Package 30 min
Science		Diversity of Living Things	SLS Watch the video and answer the quiz 30 min
		Diversity of Living Things	Complete living things worksheet 30 min
			

sample

(3) HBL Answer Keys

Answer Keys for the offline assignments will be uploaded on the school website.

We show Integrity and Be Responsible for our own learning!

- First, we complete the work.
- Then, we check the answers.
- Lastly, we will try our best to figure out our mistakes and correct them!
- For mistakes that we cannot correct, we will check with our teacher when we see him/her again.

This way, we are doing self-assessment and self-directed learning!

How can we make good use of the time for HBL?
Below is an example.

Routines

P1 and P2	
8.00 – 10.00 am	Online assignments (with breaks in between)
10.00 – 10.30 am	Snack Break
11.00 am – 1.00 pm	Offline assignments (with breaks in between)

P3 and P4	
8.00 – 10.00 am	Offline assignments (with breaks in between)
10.00 am – 12 noon	Online assignments (with breaks in between)

P5 and P6	
9 – 11.00 am	Offline assignments (with breaks in between)
11.00 – 11.30 am	Snack Break
12 noon – 2 pm	Online assignments (with breaks in between)

Roles and Responsibilities

You are not alone. Your teachers are still supporting you.

- Take ownership of your own learning! Complete all online and offline assignments.
- Your teachers will monitor your work in SLS and provide feedback via SLS on your learning progress.
- Your Form Teachers will be calling you to check on your well-being and learning progress. Use this time to ask questions that you may have.

FAQ

Q1: I do not have a computer/ laptop/ ipad. I cannot do the online assignments.

- For students without home computer with internet access, you will be required to do only offline assignments during HBL days. There is a separate HBL timetable. Any additional offline learning materials and answer keys will be posted to your homes.
- The computer labs will also be open for you to complete the online assignments upon your return to school.

Q2: I do not know the username and password for my online accounts (SLS/ Scholastic/ ezhishi) during the HBL days.

- Check your student handbook Pg 26. Your parents may call the school general office to enquire.



Let's work together and be responsible for
our health, well-being and learning!